

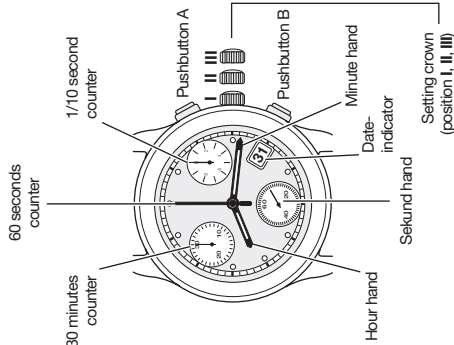
ETA G10.212

ETA SA Manufacture Horlogère Suisse
depuis 1793

592 087 - 31.01.2014 / ETA / 00

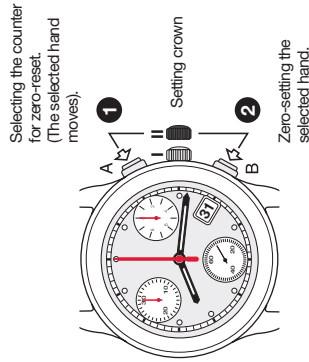
DISPLAY

Watch hands




SETTING THE COUNTERS TO ZERO

Setting crown in position II



SETTINGS

Setting crown 3 positions



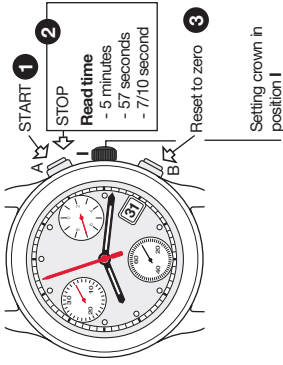
Normal running of watch
Rapid correction of the date
Correction time position:
stop second and correction of the date at every passing of midnight

Note

Setting crown in position III: STOP-SECOND

TIMING MODE

Simple timing function



1 to 3 order of functions

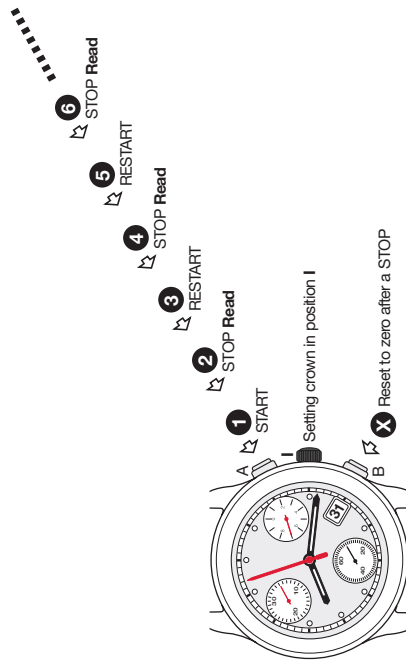
WARNING

Before starting the time, put back the chronograph hands to their original position. If necessary, see paragraph SETTING THE RIMERS TO ZERO

A

TIMING MODE

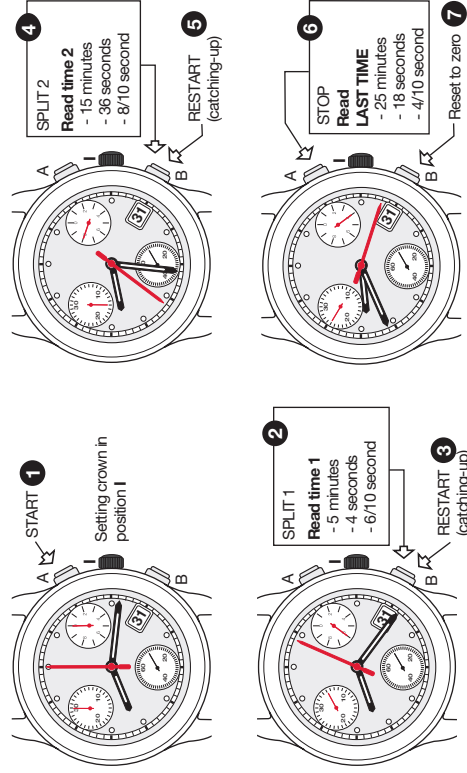
ADD function



1 to X order of functions

F

TIMING MODE
SPLIT-TIME or INTERMEDIATE TIMES function



1 to 7 order of functions